

# FDA Investigation into Potential Link between Certain Diets and Canine Dilated Cardiomyopathy

Updated June 27, 2019

In July 2018, the FDA announced ([/animal-veterinary/cvm-updates/fda-investigating-potential-connection-between-diet-and-cases-canine-heart-disease](#)) that it had begun investigating reports of canine dilated cardiomyopathy (DCM) in dogs eating certain pet foods, many labeled as "grain-free," which contained a high proportion of peas, lentils, other legume seeds (pulses), and/or potatoes in various forms (whole, flour, protein, etc.) as main ingredients (listed within the first 10 ingredients in the ingredient list, before vitamins and minerals). Many of these case reports included breeds of dogs not previously known to have a genetic predisposition to the disease. The FDA's Center for Veterinary Medicine (CVM) and the Veterinary Laboratory Investigation and Response Network (Vet-LIRN), a collaboration of government and veterinary diagnostic laboratories, continue to investigate this potential association. Based on the data collected and analyzed thus far, the agency believes that the potential association between diet and DCM in dogs is a complex scientific issue that may involve multiple factors.

We understand the concern that pet owners have about these reports: the illnesses can be severe, even fatal, and many cases report eating "grain-free" labeled pet food. The FDA is using a range of science-based investigative tools as it strives to learn more about this emergence of DCM and its potential link to certain diets or ingredients.

Following an update in February 2019 that covered investigative activities through November 30, 2018, this is the FDA's third public report on the status of this investigation.

## On this page:

[Cases Reported to FDA](#)

[Diet Information from Reported Cases](#)

[Product Testing](#)

[Taurine & Amino Acids](#)

[Diagnostic Testing – Vet-LIRN](#)

[Collaboration](#)

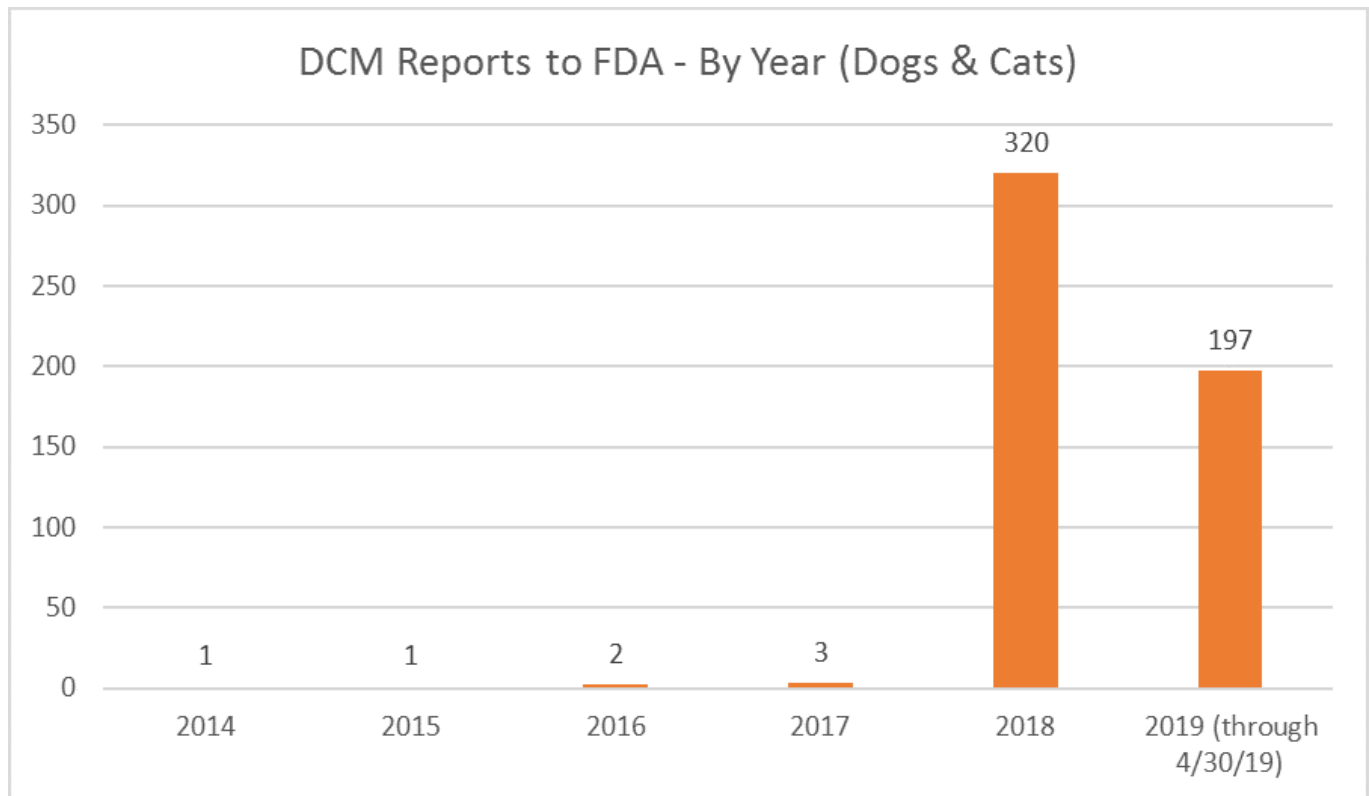
[What you can do](#)

[What's Next](#)

[Additional Information](#)

## Cases Reported to FDA

For the purposes of this investigation, the FDA defines a “case” as an illness reported to FDA involving a dog or cat that includes a diagnosis of DCM. Many of the reports submitted to the FDA included extensive clinical information, including echocardiogram results, cardiology/veterinary records, and detailed diet histories. The numbers below only include reports in which the dog or cat was diagnosed with DCM by a veterinarian and/or veterinary cardiologist. We did not include in these numbers the many general cardiac reports submitted to the FDA that did not have a DCM diagnosis. However, this case information is still valuable, as it may show heart changes that occur before a dog develops symptomatic DCM. (Please see the Vet-LIRN DCM Investigative Update (</animal-veterinary/science-research/vet-lirn-update-investigation-dilated-cardiomyopathy>) for more technical information on the reported cases, including those without a formal diagnosis of DCM). Although the FDA first received a few sporadic reports of DCM as early as 2014, the vast majority of the reports were submitted after the agency notified the public about the potential DCM/diet issue in July 2018.



Between January 1, 2014 and April 30, 2019, the FDA received 524 reports of DCM (515 canine reports, 9 feline reports). Approximately 222 of these were reported between December 1, 2018 and April 30, 2019 (219 canine reports, 3 feline reports). Some of these reports involved more than one affected animal from the same household. The breakdown of reported illnesses below reflects the number of individual animals affected. The American Veterinary Medical Association estimates that there are 77 million pet dogs in the United States. Most dogs in the

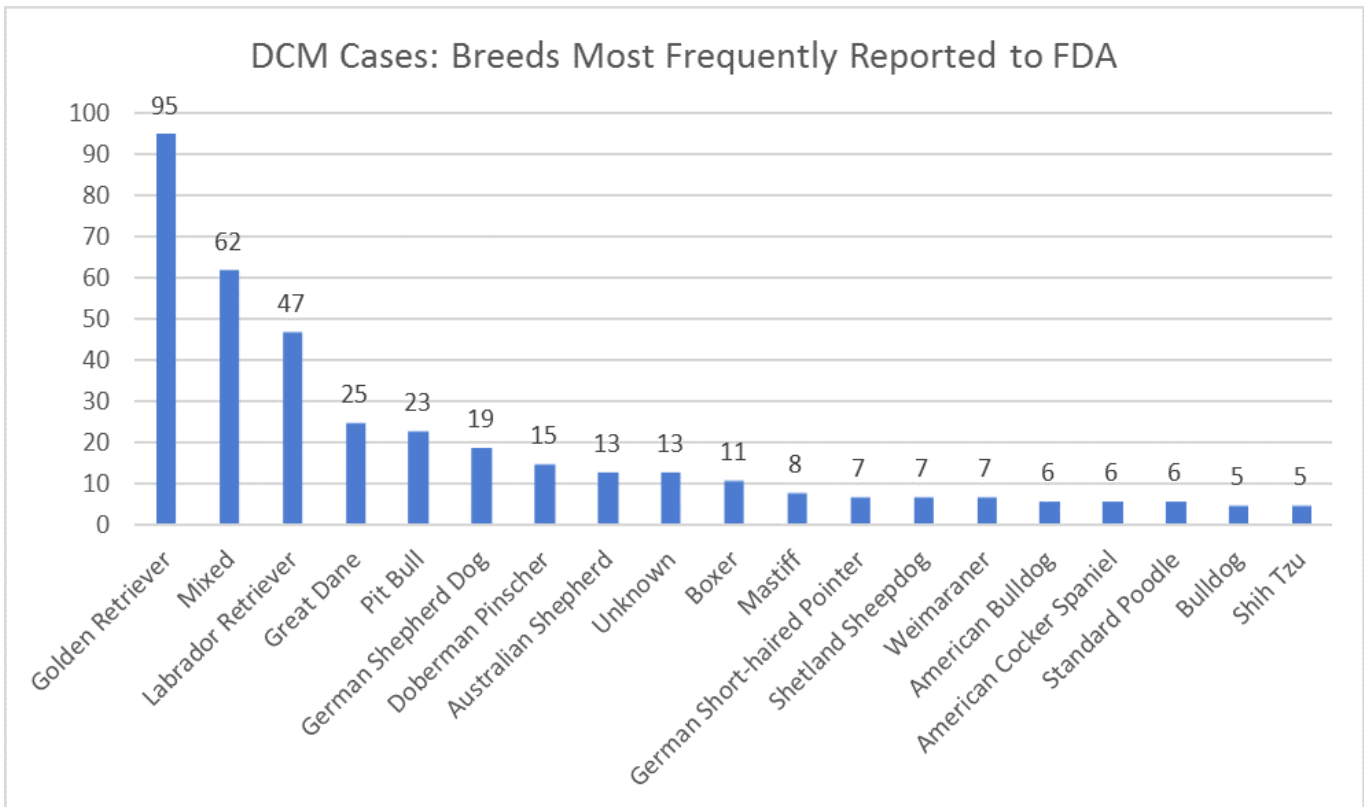
U.S. have been eating pet food without apparently developing DCM. It's not known how commonly dogs develop DCM, but the increase in reports to FDA signal a potential increase in cases of DCM in dogs not genetically predisposed.

## **Animal numbers in DCM Reports received between January 1, 2014 and April 30, 2019**

	<b>Number of reports</b>	<b>Number of animals affected</b>	<b>Number of deaths</b>
<b>Dogs</b>	515	560	119
<b>Cats*</b>	9	14	5

\*Cats are generally more likely to develop hypertrophic cardiomyopathy (a heart disease)

Dilated cardiomyopathy is recognized as a genetic condition in dogs, typically in large or giant breeds, such as the Doberman Pinscher, Great Dane, or the Irish Wolfhound. It is also seen in Cocker Spaniels associated with taurine deficiency. It is believed to be less common in small and medium breed dogs. We suspect that cases are underreported because animals are typically treated symptomatically, and diagnostic testing and treatment can be complex and costly to owners. FDA has observed a reporting bias for breeds like Golden Retrievers due to breed-specific social media groups and activities that have raised awareness of the issue in these communities and urged owners and vets to submit reports to FDA. Because the occurrence of different diseases in dogs and cats is not routinely tracked and there is no widespread surveillance system like the Centers for Disease Control and Prevention have for human health, we do not have a measure of the typical rate of occurrence of disease apart from what is reported to the FDA.



Additional breeds with more than one report include Afghan Hound, Australian Cattle Dog, Beagle, Belgian Tervueren, Border Collie, Boston Terrier, Bull Terrier, Chihuahua, Dalmatian, English Cocker Spaniel, English Springer Spaniel, Flat-coated Retriever, French Bulldog, Gordon Setter, Hound (unspecified), Irish Setter, Irish Soft-Coated Wheaten Terrier, Jack Russel Terrier, Maltese, Miniature Schnauzer, Old English Sheepdog, Pomeranian, Portuguese Water Dog, Pug, Retriever (unspecified), Rhodesian Ridgeback, Rottweiler, Rough-haired Collie, Saluki, Samoyed, Schnauzer (unspecified), Shepherd (unspecified), Staffordshire Bull Terrier, Standard Long-haired Dachsund, Vizsla, Whippet, and Yorkshire Terrier.

Genetic forms of DCM tend to affect male large and giant breed dogs beginning in middle to older age. DCM cases reported to FDA CVM have involved a wide range of dog breeds, ages and weights. There have been a greater proportion of males than females, consistent with what is seen in genetic forms. The significance of this is unknown, but it may be that some cases are genetic in origin or a combination of diet and genetic tendencies.

**Table 1: Mean Age and Weight - DCM Cases in Dogs Reported to FDA-CVM**

Dogs	Mean	Range
Age (years)	6.6	0.4-16
Weight (lbs)	67.8	4-212

**Table 2: Mean Age and Weight - DCM Cases in Cats Reported to FDA-CVM**

Cats	Mean	Range
Age (years)	6	0.4-17
Weight (lbs)	10.7	7-13

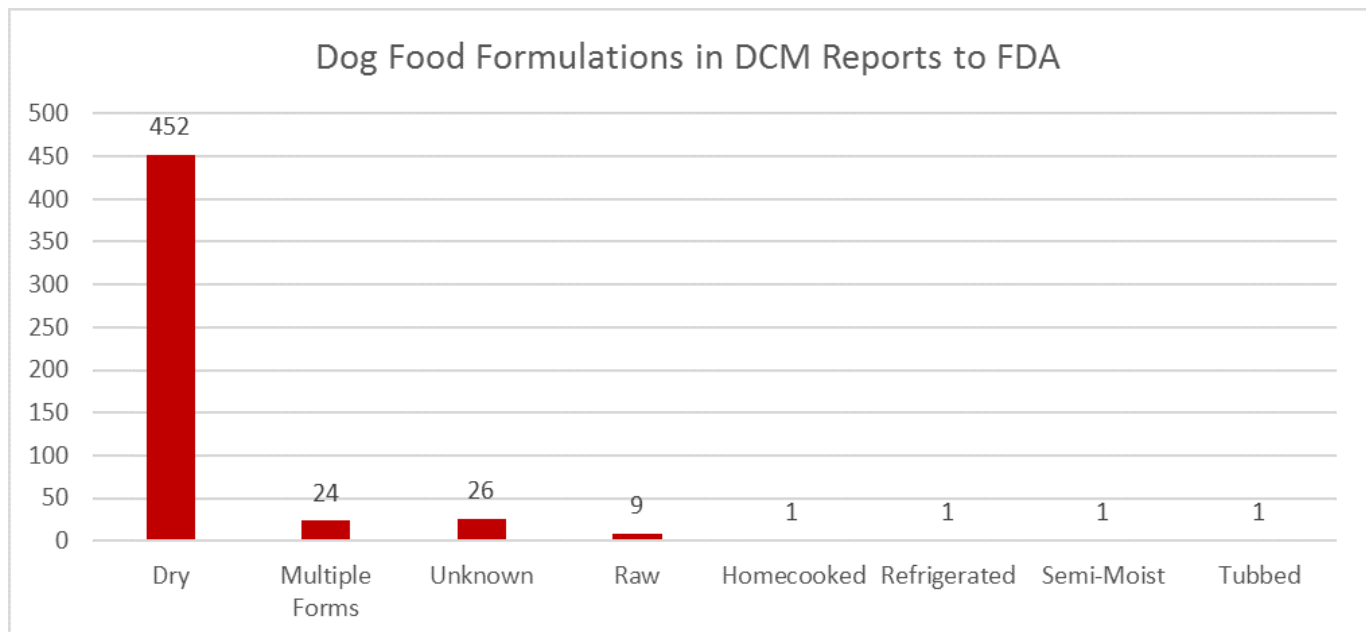
**Table 3: Sex of DCM cases reported to FDA-CVM by species (%)**

Sex (%of cases)	Male	Female
Dogs	58.7	41.3
Cats	62.5	37.5

[Back to the top](#)

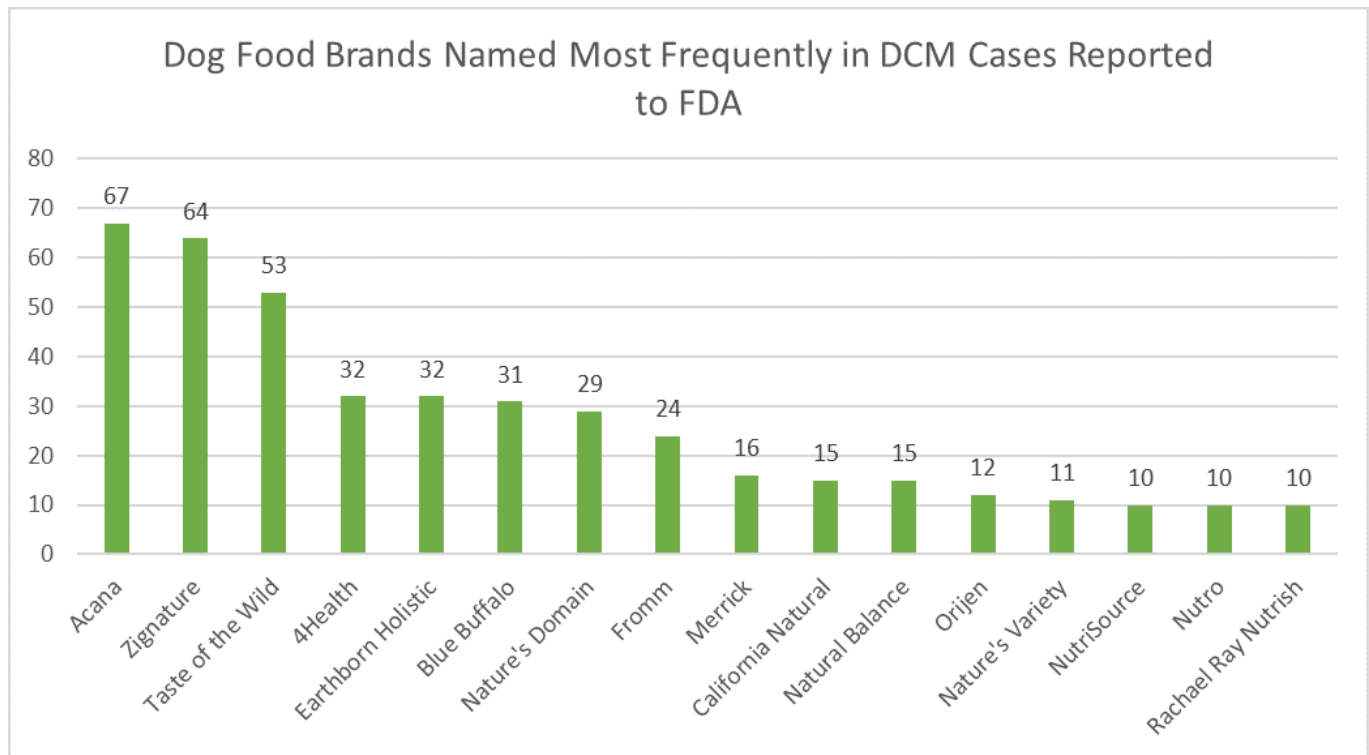
## Diet Information from Reported Cases

Review of the canine reports shows that most reports were for dry dog food formulations, but raw food, semi-moist food, and wet foods were also represented.

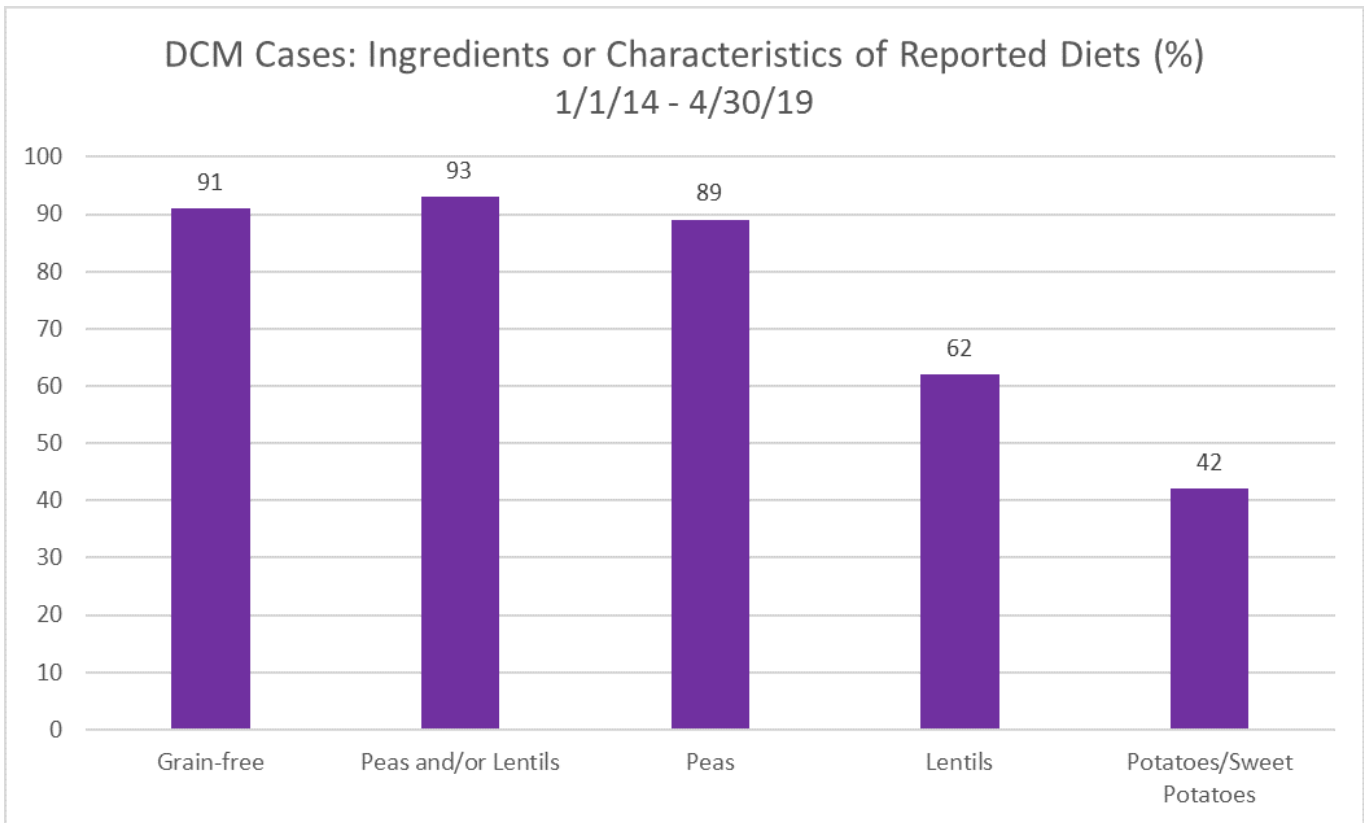


When examining the most commonly reported pet food brands named in DCM reports submitted to the FDA, it is important to note that the graph below is based on reports that included brand information and that some reports named multiple brands. Brands that were named ten or more times are featured below. For a granular, case-by-case breakdown of DCM reports submitted to the FDA, see [Canine Dilated Cardiomyopathy Complaints Submitted to](#)

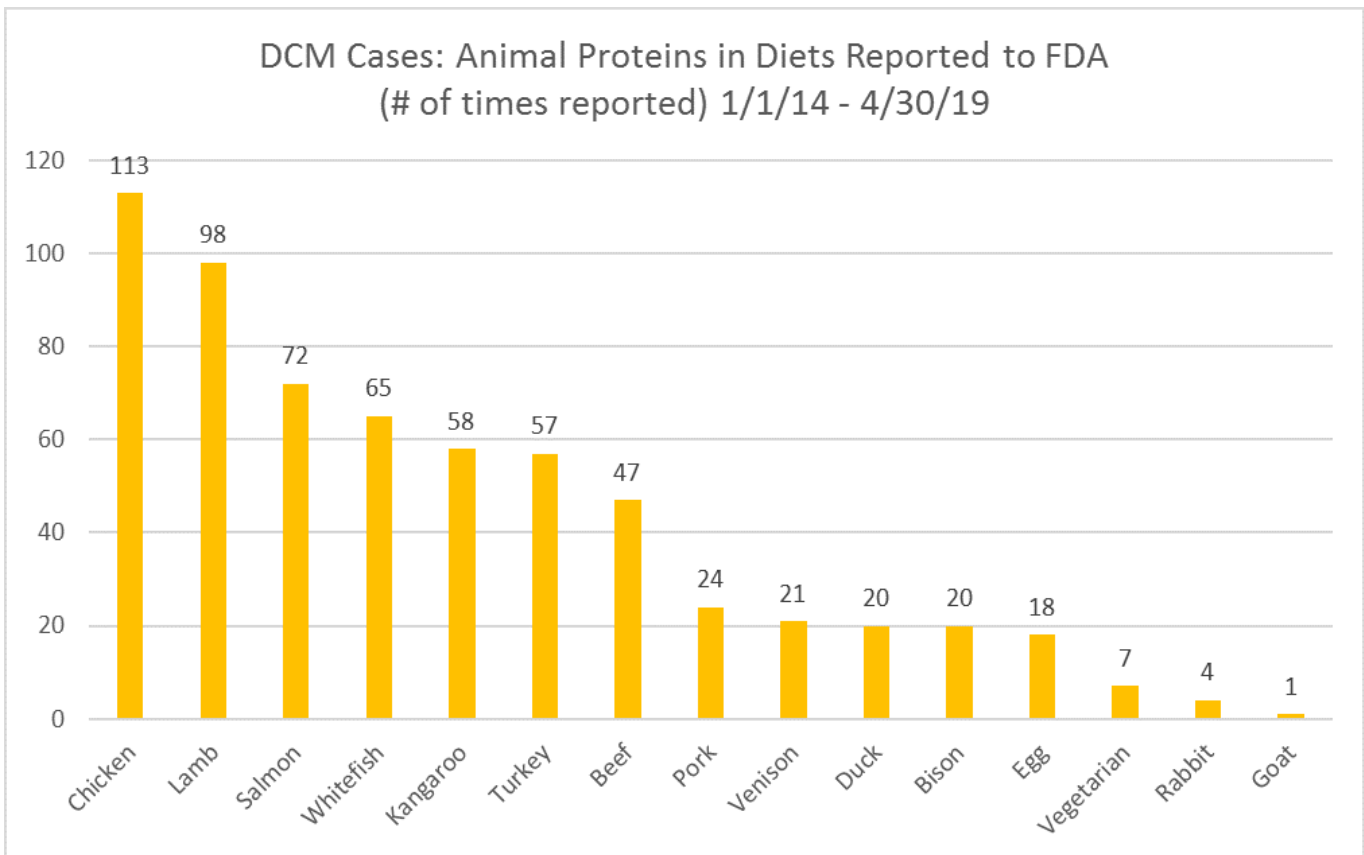
FDA-CVM Through April 30, 2019 (/media/128303/download). FDA urges pet owners to work with their veterinarians, who may consult a board-certified veterinary nutritionist, to obtain the most appropriate dietary advice for their pet's specific needs prior to making diet changes.



To better characterize diets reported in DCM cases, product labels were examined to determine whether the product was grain-free (did not contain corn, soy, wheat, rice, barley or other grains), and whether the products contained peas, other lentils including chickpeas and beans, or potatoes (including sweet potatoes). Because so many products contained peas and/or lentils, a category was created for “peas and/or lentils”. More than 90 percent of products were “grain-free”, and 93 percent of reported products had peas and/or lentils. A far smaller proportion contained potatoes.



Animal protein sources in the reported diets varied widely, and many diets contained more than one protein source. The most common proteins in the reported diets were chicken lamb and fish; however, some diets contain atypical protein sources such as kangaroo, bison or duck. No one animal protein source was predominant.



[Back to the top](#)

## Product Testing

Before the July 2018 DCM Update, FDA/Vet-LIRN had tested multiple products for minerals and metals (calcium, magnesium, phosphorus, iron, cobalt, copper, zinc, selenium, iodine) and amino acids including taurine, cysteine, and methionine. That product testing did not reveal any abnormalities.

Since the July 2018 DCM Update, Vet-LIRN tested both products labeled as "grain-free" and those containing grain for the following:

- protein, fat, moisture
- crude fiber, total dietary fiber, soluble fiber, insoluble fiber
- total starch, resistant starch
- cystine, methionine, and taurine

The average percent protein, fat, total taurine, total cystine, total methionine, total methionine-cystine, and resistant starch content on a dry matter basis (in other words, after removing all moisture content) were similar for both grain-free labeled and grain-containing products. For more details, please see the Vet-LIRN DCM Update (</animal-veterinary/science-research/vet-lirn-update-investigation-dilated-cardiomyopathy>).

Additional food testing is in progress.

[Back to the top](#)

## Taurine & Amino Acids

Nutritional research indicates that taurine is generally not considered an essential amino acid for dogs, because these animals can synthesize taurine from cysteine and methionine. Nearly all the grain-free products had methionine-cystine values above the minimum nutritional requirement of 0.65 percent for adult maintenance food for dogs published in the AAFCO Official Publication (OP).

The FDA is still gathering information to better understand if (and how) taurine metabolism (both absorption and excretion) may have a role in these reports of canine dilated cardiomyopathy.

[Back to the top](#)

## Diagnostic Testing – Vet-LIRN



Vet-LIRN has interviewed 95 owners of affected dogs and cats to document the pets' complete dietary history and to explore any other factors that could have potentially contributed to development of DCM, such as environmental factors like heavy metal exposure or poisonous plant ingestion.

In addition, Vet-LIRN has contracted with a network lab to collect blood (whole blood and plasma), urine, feces, and DNA from dogs without a known breed predisposition to DCM (as a point of comparison) to send to Vet-LIRN for testing.

As of April 30, 2019, Vet-LIRN has reviewed results of 19 gross necropsies from dogs with suspected heart disease, including 13 necropsies that Vet-LIRN coordinated from cases reported through the FDA Safety Reporting Portal. There is one additional necropsy pending evaluation. The gross necropsies were performed by either veterinarians or veterinary pathologists, and Vet-LIRN is currently processing tissues for histopathology. A board-certified veterinary pathologist will review the histopathology slides.

Vet-LIRN has been collaborating with Chesapeake Veterinary Cardiology Associates (CVCA) to collect medical records, an owner interview, and diagnostic samples from pets with DCM that were diagnosed by a board-certified veterinary cardiologist by echocardiogram. These cases are included in the overall number of DCM cases, but were selected for further study because their ongoing program of care with the practice will be comprehensively documented and provided in full to Vet-LIRN.

Upon confirmation of a DCM diagnosis, CVCA collects blood (whole blood and plasma), urine, feces, DNA swabs, and food, if the pet is not receiving any supplements (e.g. taurine, cystine, or methionine) and is still eating a diet labeled "grain-free." Vet-LIRN will test the blood and urine for taurine, cystine, methionine, and other amino acids. Vet-LIRN is archiving feces and DNA from these cases for possible future testing.

CVCA will repeat collection of urine, blood, and feces at 1 to 2 months, and at 6 months after the initial diagnosis and document any treatment or dietary changes, if any, that were recommended by the cardiologist. The repeat urine and blood samples will be tested for amino acid content and the feces archived. At the 6-month recheck, CVCA will also conduct a repeat echocardiogram to assess any changes to the heart. As of April 30, 2019, CVCA and Vet-LIRN have collected initial samples from 14 dogs, and 1 to 2-month samples from 10 dogs. CVCA is currently collecting the 6-month samples.

Of the original 14 dogs in this cohort, five dogs have been lost to follow-up at various points after the initial sample collection, including 4 deaths, and will not complete the sample collection. Vet-LIRN is currently evaluating the heart histopathology for two of the deceased dogs. The initial and 1 to 2-month blood and urine samples for 14 and 10 dogs, respectively, have been tested and are being evaluated.

Vet-LIRN is also collecting food associated with each CVCA case and will test each diet for:

- protein, fat, moisture
- crude fiber, total dietary fiber, soluble fiber, insoluble fiber
- total starch, resistant starch
- free and total cystine, methionine, and taurine

## **Golden Retrievers**

Past publications and research suggest that Golden Retrievers may be genetically predisposed to taurine deficiency, which is well-documented as potentially leading to DCM.

Veterinary cardiologist Dr. Joshua Stern from the University of California at Davis has been studying the rise in cases of DCM in Golden Retrievers, including a potential dietary link. Many cases of DCM in Golden Retrievers are taurine-deficient. Pet owners who suspect their Golden Retrievers may be affected may wish to consult their veterinarian to discuss checking taurine levels or conducting an echocardiogram.

[Back to the top](#)

## **Collaboration**


When unprecedented events such as these occur, the FDA often consults with stakeholders across the animal health community to help fill any knowledge gaps that may help inform its investigation. These collaborations can help provide pieces to complete the puzzle and allow us to gain a better understanding of what happened.

## **Veterinary Community**

FDA veterinarians have been working with the veterinary community to exchange information about existing cases and the type of clinical information that is most helpful to the investigation. We are also consulting with a cadre of board-certified veterinary cardiologists and nutritionists to learn more about the presentation of these cases and how they respond to treatment.

Chesapeake Veterinary Cardiology Associates (CVCA), a multi-location veterinary cardiology practice based predominantly in the Mid-Atlantic states, has provided comprehensive records for some DCM cases (including medical records, owner interviews, and diagnostic samples from pets with DCM diagnosed with an echocardiogram by a board-certified cardiologist) to the Vet-LIRN network for further testing. These case records include imaging studies of the animal's hearts, comprehensive dietary histories, diagnostic and treatment records, as well as outcomes of the cases.

FDA veterinarians have been working with Drs. Lisa Freeman of Tufts University, Joshua Stern of UC Davis and Darcy Adin of the University of Florida to learn more about their research findings and the cases they've encountered. The three were contributing authors to a paper published in Journal of American Veterinary Medical Association in December 2018, "Diet-associated dilated cardiomyopathy in dogs: what do we know?"

(<https://avmajournals.avma.org/doi/full/10.2460/javma.253.11.1390>) 

(<http://www.fda.gov/about-fda/website-policies/website-disclaimer>)"

## **Pet Owners**

As animal lovers and pet owners, FDA employees understand that the sudden onset of a life-threatening disease in a previously healthy pet can be devastating. The FDA is incredibly grateful to those pet owners who have agreed to be interviewed and given permission for their veterinarians to share medical records and diagnostic samples, including blood, serum and tissue. The agency is especially appreciative when pet owners make the difficult decision to provide tissues for analysis when a beloved pet passes away. The FDA believes that the information gained will help the FDA to understand the specific changes that are happening in the cardiovascular system and how they may relate to diet.

## **Industry**

Another puzzling aspect of the recent spike in DCM cases is that they have occurred just in the last few years. The FDA is working with the pet food industry to better understand whether changes in ingredients, ingredient sourcing, processing or formulation may have contributed to the development of DCM.

[Back to the top](#)

## **What you can do**

The FDA is open to additional opportunities for collaboration and welcomes the submission of any information that may aid in our investigation. Detailed instructions for submitting case information can be found on "[How to Report a Pet Food Complaint \(/animal-veterinary/report-problem/how-report-pet-food-complaint\)](/animal-veterinary/report-problem/how-report-pet-food-complaint)."

## **Pet Owners**

If a dog is showing possible signs of DCM or other heart conditions, including decreased energy, cough, difficulty breathing and episodes of collapse, you should contact your veterinarian as soon as possible. If the symptoms are severe and your veterinarian is not available, you may need to seek emergency veterinary care. Your veterinarian may ask you for a thorough dietary history, including all the foods (including treats) the dog has eaten.

## Veterinarians

CVM encourages veterinary professionals to report well-documented cases of DCM in dogs suspected of having a link to diet by using the electronic Safety Reporting Portal (<http://www.safetyreporting.hhs.gov/>) or calling their state's FDA Consumer Complaint Coordinators (</safety/report-problem/consumer-complaint-coordinators>). The more information you are able to provide, particularly about feeding history, medical records, and diagnostic testing, the better. Detailed instructions can be found on "How to Report a Pet Food Complaint (</animal-veterinary/report-problem/how-report-pet-food-complaint>)." Technical veterinary information that may aid veterinarians can be found in our Vet-LIRN Update (</animal-veterinary/science-research/vet-lirn-update-investigation-dilated-cardiomyopathy>).

## Industry

The FDA looks to industry organizations and pet food manufacturers to contribute to the FDA's investigation while continuing their own investigations to help shed light on potential issues with formulas or ingredients.


[Back to the top](#)

## What's Next

The FDA is continuing to investigate and gather more information in an effort to identify whether there is a specific dietary link to development of DCM and will provide updates to the public as information develops.

## Additional Information

- [Questions & Answers: FDA Center for Veterinary Medicine's Investigation into a Possible Connection Between Diet and Canine Heart Disease \(</animal-veterinary/animal-health-literacy/questions-answers-fda-center-veterinary-medicines-investigation-possible-connection-between-diet-and>\)](/animal-veterinary/animal-health-literacy/questions-answers-fda-center-veterinary-medicines-investigation-possible-connection-between-diet-and)
- [Vet-LIRN Update \(June 2019\) \(</animal-veterinary/science-research/vet-lirn-update-investigation-dilated-cardiomyopathy>\)](/animal-veterinary/science-research/vet-lirn-update-investigation-dilated-cardiomyopathy)
- [FDA Provides Third Status Report on Investigation into Potential Connection Between Certain Diets and Cases of Canine Heart Disease \(</animal-veterinary/cvm-updates/fda-provides-third-status-report-investigation-potential-connection-between-certain-diets-and-cases>\) \(June 2019\)](/animal-veterinary/cvm-updates/fda-provides-third-status-report-investigation-potential-connection-between-certain-diets-and-cases)
- [FDA Provides Update on Investigation into Potential Connection Between Diet and Cases of Canine Heart Disease \(</animal-veterinary/cvm-updates/fda-provides-update-investigation-potential-connection-between-certain-diets-and-cases-canine-heart>\) \(February 2019\)](/animal-veterinary/cvm-updates/fda-provides-update-investigation-potential-connection-between-certain-diets-and-cases-canine-heart)

- FDA Investigating Potential Connection Between Diet and Cases of Canine Heart Disease (/animal-veterinary/cvm-updates/fda-investigating-potential-connection-between-diet-and-cases-canine-heart-disease) (July 2018)
- Journal of American Veterinary Medical Association - Diet-associated dilated cardiomyopathy in dogs: what do we know? (https://avmajournals.avma.org/doi/full/10.2460/javma.253.11.1390)   
(http://www.fda.gov/about-fda/website-policies/website-disclaimer) (December 2018)
- FDA Investigation into Potential Link between Certain Diets and Canine Dilated Cardiomyopathy February 2019 Update (/animal-veterinary/news-events/fda-investigation-potential-link-between-certain-diets-and-canine-dilated-cardiomyopathy-february)

Back to the top